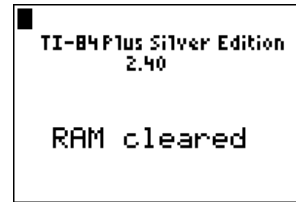
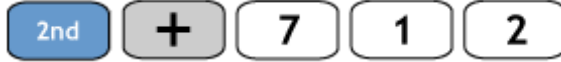
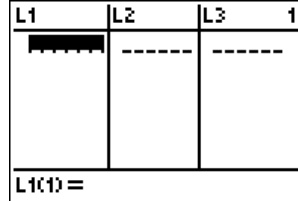


TI-84+ Calculator Instruction Sheet

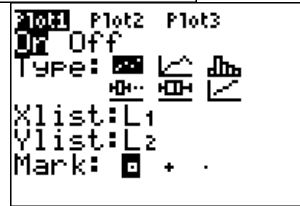
- Clear the memory:



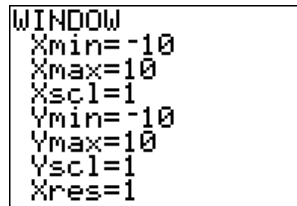
- Enter data for a scatter-plot:



- Graph data entered:



(enter values for data set)

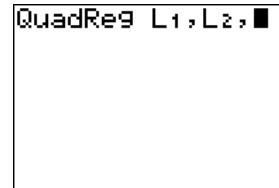
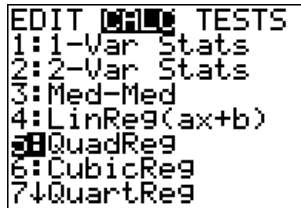


- Turn on the diagnostics by pressing 2nd, 0 and scrolling down to diagnostics on and pressing enter then press enter again. (It should say DONE)

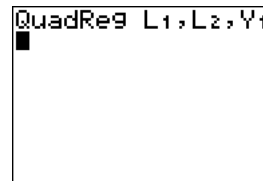

- Draw parabola & equation:



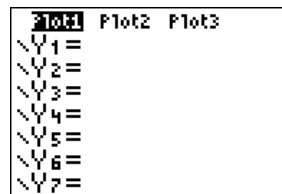
For linear choose number 4 and for exponential number 0.



If drawing a LinReg it will say LinReg instead Of QuadReg, for exponential (ExpReg)



- If given equation and have to graph:



*You may have to change the Window (see above)